

Scaled data based on original data using
LM-79-08 Approved Method: Electrical and Photometric Measurements of Solid-
State Lighting Products

Test Report Prepared for
Cooper Lighting Solutions
(formerly Eaton)

Brand: STREETWORKS

Report Number: P300325

Luminaire Tested: **GAA-AF-06-LED-U-AFL-7027**

Issue Date: 3/3/2020

Test Information

Test Method: LM-79-08
Report Number: P300325
TEST IS SCALED FROM IESNA LM-79-08 TEST DATA (P24165)
Test Lab: INNOVATION CENTER P2
Issue Date: 3/3/2020
Manufacturer: COOPER LIGHTING SOLUTIONS (FORMERLY EATON)
Product Line: STREETWORKS
Catalog Number: GAA-AF-06-LED-U-AFL-7027
Description: GALLEONNAIRE AREA AND ROADWAY LUMINAIRE
(6) 70 CRI, 2700K CCT 1050mA LIGHTSQUARE WITH 16 LEDS EACH AND Automotive Frontline OPTICS
Light Source: -
Ballast/Driver: -

Summary

Lumens per Lamp: N/A
Luminaire Lumens: 31625.5 lumens
Efficiency: N/A
Efficacy: 95.0 lumens/watt
Luminous Opening: Rectangular (W 1.5' x L: 1' x H: 0')
IES Classification: Type II - Short - Full Cutoff
BUG Rating: B3 - U0 - G3

Input Watts (W): 333
Input Voltage (V): NR
Input Current (Ain): NR
Voltage Rise (V): NR
Power Factor: NR
Total Harmonic Distortion (THDi): NR
Frequency (hertz): 60
Stabilization Time: NR
Operation Time: NR
Ambient Temperature (°C): NR
Test Distance: 28.75 FT

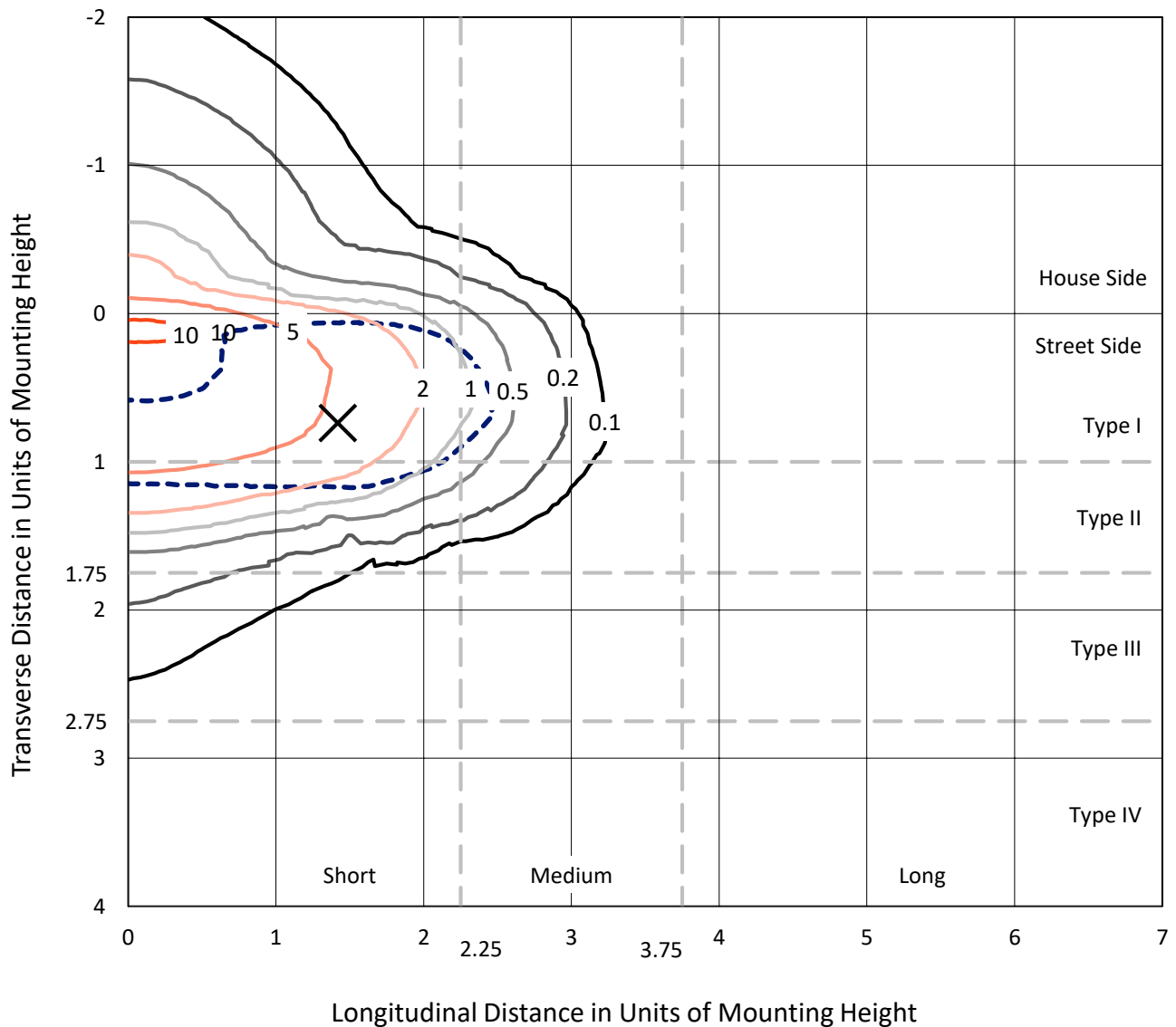


REPORT NUMBER: P300325

CATALOG NUMBER: GAA-AF-06-LED-U-AFL-7027

Iso-Footcandle Lines of Horizontal Illumination

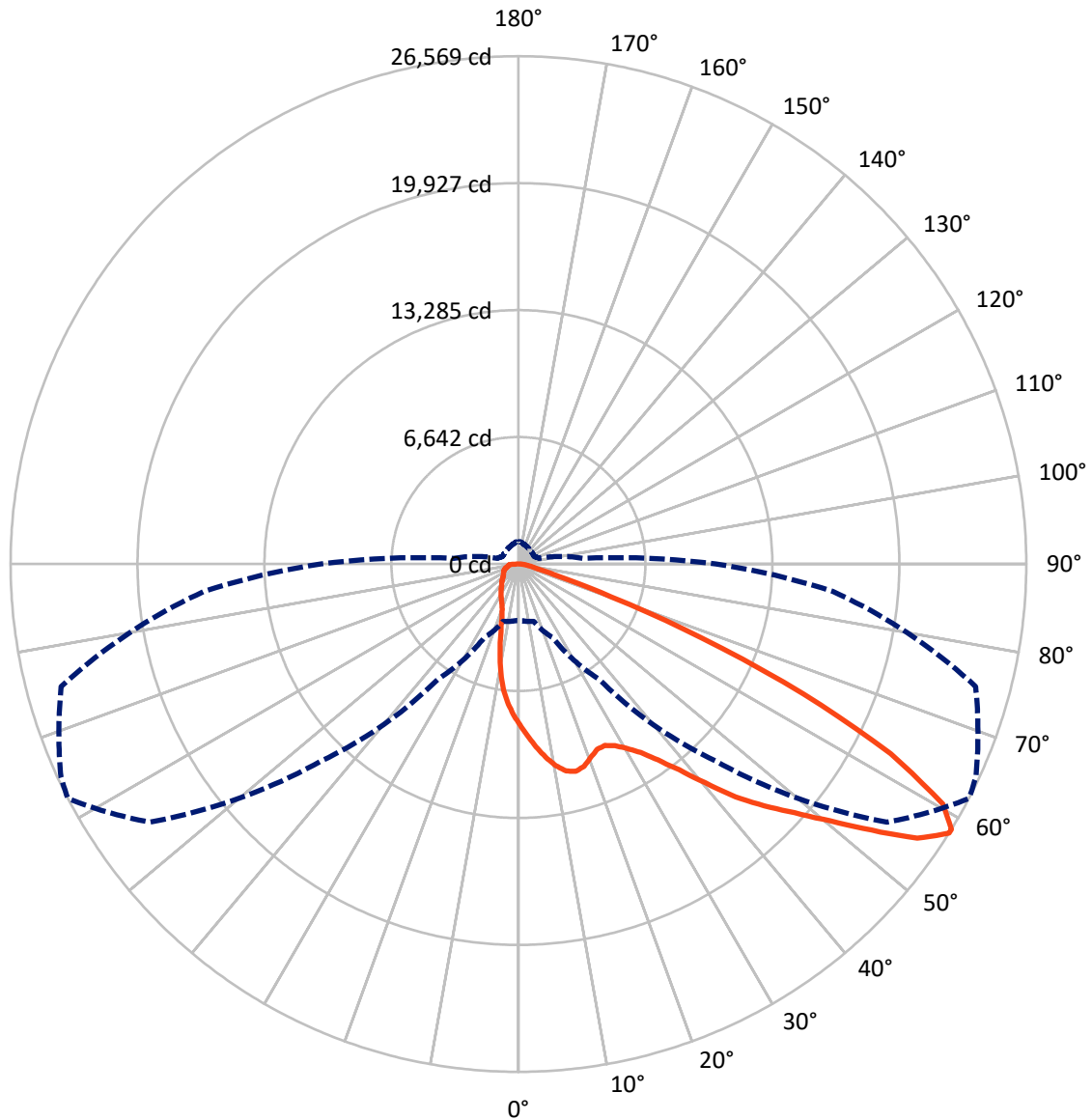
✕ Max cd
 - - - 1/2 Max cd



Based on 30 foot mounting height. Maximum calculated value = 11.4 fc
 Type II - Short - Full Cutoff

REPORT NUMBER: P300325
CATALOG NUMBER: GAA-AF-06-LED-U-AFL-7027

Luminous Intensity Polar Plot



— Vertical Plane Through 62.5-Deg Lateral - - - Horizontal Cone Through 58-Deg Vertical

REPORT NUMBER: P300325

CATALOG NUMBER: GAA-AF-06-LED-U-AFL-7027

FLUX DISTRIBUTION:

		Downward	Upward	Total
House Side	Lumens	4823.0	0.0	4823.0
	% Fixture	15.3	0.0	15.3
Street Side	Lumens	26802.5	0.0	26802.5
	% Fixture	84.7	0.0	84.7
Total	Lumens	31625.5	0.0	31625.5
	% Fixture	100.0	0.0	100.0

ZONAL LUMENS:

Zone	Lumens	% Fixture
0°-10°	751.3	2.4
10°-20°	1920.5	6.1
20°-30°	3104.5	9.8
30°-40°	4928.4	15.6
40°-50°	7211.3	22.8
50°-60°	7542.4	23.8
60°-70°	4456.1	14.1
70°-80°	1255.3	4.0
80°-90°	455.7	1.4
90°-100°	0.0	0.0
100°-110°	0.0	0.0
110°-120°	0.0	0.0
120°-130°	0.0	0.0
130°-140°	0.0	0.0
140°-150°	0.0	0.0
150°-160°	0.0	0.0
160°-170°	0.0	0.0
170°-180°	0.0	0.0
0°-90°	31625.5	100.0
0°-180°	31625.5	100.0

Coefficient of Utilization



REPORT NUMBER: P300325

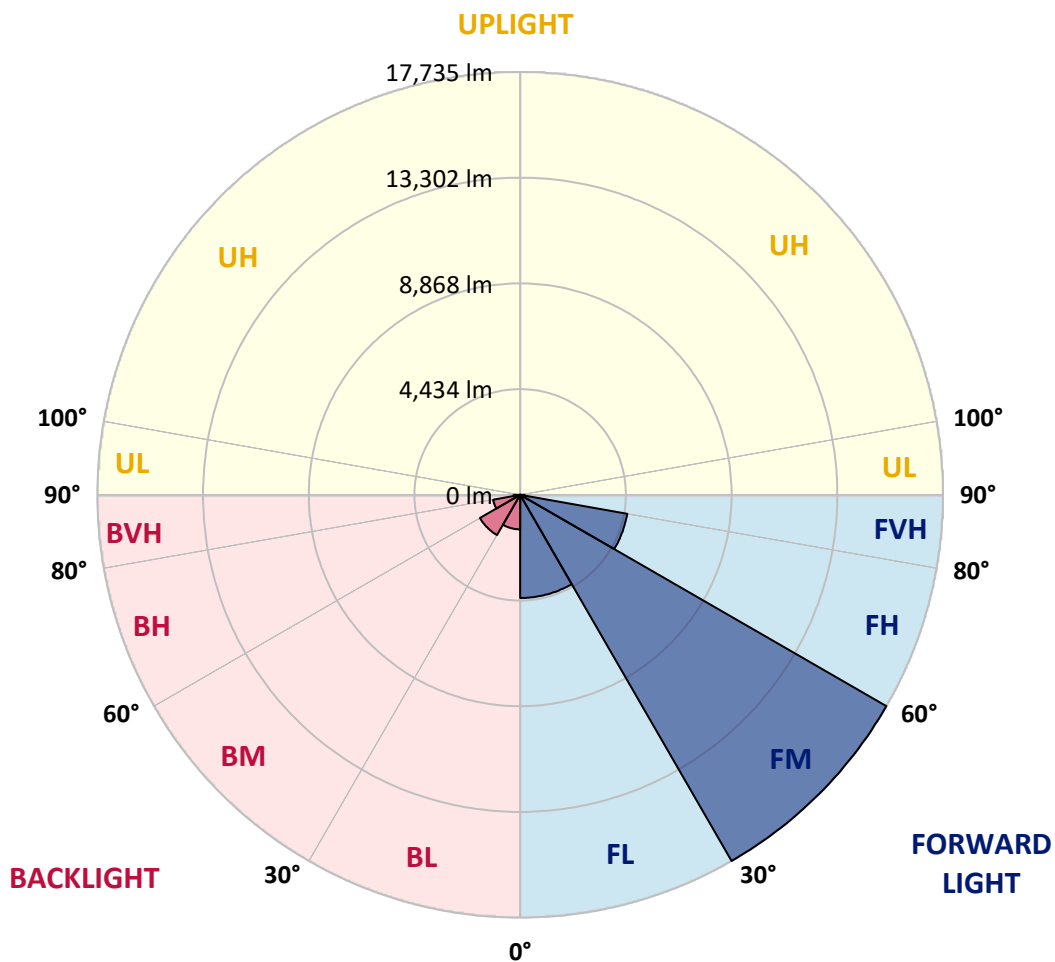
CATALOG NUMBER: GAA-AF-06-LED-U-AFL-7027

LUMINAIRE CLASSIFICATION SYSTEM LUMEN TABLE AND BUG RATING:

Zone		Lumens	% Fixture	Zone Rating/Lumen Limit		
				B	U	G
FL	(0°-30°)	4326.8	13.7			
FM	(30°-60°)	17735.4	56.1			
FH	(60°-80°)	4560.5	14.4			G2/5000
FVH	(80°-90°)	179.8	0.6			G2/225
BL	(0°-30°)	1449.6	4.6	B3/2500		
BM	(30°-60°)	1946.7	6.2	B2/2500		
BH	(60°-80°)	1150.8	3.6	B3/2500		G3/2500
BVH	(80°-90°)	275.9	0.9			G3/500
UL	(90°-100°)	0.0	0.0		U0/0	
UH	(100°-180°)	0.0	0.0		U0/0	

BUG Rating: B3-U0-G3

Type II Short





REPORT NUMBER: P300325

CATALOG NUMBER: GAA-AF-06-LED-U-AFL-7027

CANDELA DISTRIBUTION (FULL):

	0°	5°	15°	25°	35°	45°	55°	62.5°	65°	75°	85°
0°	8400.7	8400.7	8400.7	8400.7	8400.7	8400.7	8400.7	8400.7	8400.7	8400.7	8400.7
2.5°	9599.5	9522.0	9472.9	9429.7	9373.1	9252.5	9090.2	8987.4	8935.3	8758.1	8548.1
5°	10540.7	10472.2	10421.5	10363.4	10262.2	10073.1	9810.9	9602.5	9499.7	9145.3	8725.3
7.5°	10320.3	10348.6	10436.4	10589.8	10720.9	10695.5	10461.7	10196.7	10061.1	9568.2	8930.8
10°	8991.9	9041.0	9192.9	9551.8	10132.6	10728.3	10910.0	10726.8	10589.8	9986.7	9142.3
12.5°	8725.3	8723.8	8735.7	8831.0	9176.5	10015.0	10924.9	11109.5	11027.6	10385.8	9358.2
15°	8834.0	8837.0	8828.1	8868.3	8975.5	9307.6	10469.2	11257.0	11315.1	10787.9	9581.6
17.5°	9120.0	9112.5	9078.3	9078.3	9117.0	9246.5	9933.1	11120.0	11388.0	11143.8	9778.2
20°	9599.5	9565.2	9474.4	9391.0	9349.3	9419.3	9712.7	10804.3	11261.4	11455.0	9940.5
22.5°	10180.3	10153.5	10006.0	9827.3	9682.9	9681.4	9825.8	10528.8	11042.5	11748.4	10077.5
25°	10930.8	10887.7	10668.7	10382.8	10129.6	10032.8	10073.1	10515.3	10923.4	12067.1	10199.6
27.5°	11812.5	11733.5	11474.4	11061.9	10689.6	10494.5	10436.4	10758.1	11032.1	12461.8	10369.4
30°	12881.7	12790.9	12458.8	11921.2	11395.5	11075.3	10951.7	11188.5	11392.5	12942.8	10641.9
32.5°	14098.4	13967.3	13583.1	12990.4	12299.4	11811.0	11609.9	11757.4	11919.7	13522.1	10983.0
35°	15779.7	15623.4	15067.9	14250.3	13470.0	12798.3	12476.6	12583.9	12741.7	14385.8	11475.9
37.5°	16926.4	16856.4	16487.1	15718.7	14869.8	14096.9	13599.5	13662.1	13751.4	15465.5	12107.3
40°	16916.0	16944.3	16951.7	16959.2	16381.4	15641.2	15106.6	15041.1	15023.2	16650.9	12825.1
42.5°	16068.6	16184.8	16560.1	17321.1	17672.5	17333.0	16843.0	16653.9	16560.1	18047.8	13586.1
45°	14771.5	14834.1	15537.0	17023.2	18333.7	19008.3	18637.5	18041.8	17872.1	19331.5	14217.5
47.5°	14102.9	14171.4	14613.7	16233.9	18326.3	20362.0	20576.5	19441.7	19137.9	20448.4	14762.6
50°	12510.9	12653.9	13210.8	14860.9	17657.6	20984.5	22603.3	21109.6	20481.2	21535.5	15309.1
52.5°	9587.6	9808.0	10432.0	12603.2	15961.4	20676.3	24225.1	23132.0	22244.4	22661.4	15778.2
55°	6047.7	6211.5	6735.7	8901.0	12768.5	19072.4	24840.1	25319.6	24530.4	23727.7	16184.8
57.5°	3288.2	3361.2	3557.7	4914.4	8305.4	15526.6	23943.6	26564.6	26237.0	24633.1	16491.6
58°	2942.7	2991.8	3113.9	4259.2	7365.7	14557.1	23546.0	26569.1	26405.3	24765.6	16515.4
60°	2183.2	2157.9	2049.2	2430.4	4099.8	10056.7	21142.4	25505.8	25986.8	24928.0	16399.2
62.5°	1918.1	1857.1	1635.2	1609.8	1994.1	4632.9	16177.3	21848.3	22984.5	24001.7	15693.3
65°	1802.0	1736.4	1450.5	1358.2	1438.6	1959.8	9529.5	16385.8	17811.0	21193.0	13888.4
67.5°	1715.6	1630.7	1332.8	1206.3	1212.2	1295.6	3819.8	10320.3	11924.1	16091.0	10802.8
70°	1632.2	1539.8	1233.1	1087.1	1052.9	1024.6	1519.0	5166.1	6621.1	10163.9	6887.6
72.5°	1542.8	1452.0	1145.2	993.3	926.3	832.5	991.8	2113.2	2951.6	4808.7	3124.4
75°	1413.3	1331.4	1057.3	909.9	814.6	689.5	749.1	1103.5	1323.9	1915.1	1505.6
77.5°	1253.9	1186.9	959.1	841.4	722.3	559.9	576.3	765.5	848.9	1096.1	895.0
80°	901.0	924.8	853.3	756.5	643.3	454.2	442.3	558.5	603.1	704.4	582.3
82.5°	632.9	646.3	705.9	618.0	531.6	357.4	326.1	393.2	420.0	463.1	314.2
85°	436.3	421.4	484.0	430.4	384.2	238.3	223.4	266.6	283.0	287.4	162.3
87.5°	262.1	262.1	280.0	230.8	207.0	123.6	120.6	151.9	162.3	154.9	89.4
90°	0.0	0.0	0.0	0.0	0.0	0.0	0.0	0.0	0.0	0.0	0.0



REPORT NUMBER: P300325
 CATALOG NUMBER: GAA-AF-06-LED-U-AFL-7027

CANDELA DISTRIBUTION (continued):

	90°	95°	105°	115°	125°	135°	145°	155°	165°	175°	180°
0°	8400.7	8400.7	8400.7	8400.7	8400.7	8400.7	8400.7	8400.7	8400.7	8400.7	8400.7
2.5°	8423.0	8317.3	8092.4	7912.2	7684.4	7447.6	7315.0	7173.5	7076.8	7006.8	7118.4
5°	8487.0	8271.1	7806.5	7365.7	6878.7	6372.4	5988.1	5630.7	5382.0	5227.1	5373.1
7.5°	8588.3	8256.2	7516.1	6762.5	5888.4	5045.5	4291.9	3819.8	3544.3	3408.8	3493.7
10°	8704.5	8232.4	7175.0	5944.9	4694.0	3632.2	3069.3	2878.7	2816.1	2790.8	2802.7
12.5°	8801.3	8181.7	6756.6	4956.1	3525.0	2868.2	2705.9	2701.4	2714.8	2717.8	2722.3
15°	8869.8	8107.3	6135.6	3925.6	2819.1	2613.6	2604.6	2631.4	2656.8	2667.2	2673.1
17.5°	8915.9	7953.9	5434.1	3103.5	2525.7	2490.0	2510.8	2545.1	2571.9	2579.3	2585.3
20°	8911.5	7729.0	4598.7	2588.3	2366.4	2366.4	2402.1	2428.9	2430.4	2421.5	2425.9
22.5°	8865.3	7420.8	3788.6	2314.2	2224.9	2250.2	2285.9	2260.6	2156.4	2087.9	2092.3
25°	8787.9	7052.9	3094.6	2140.0	2093.8	2138.5	2128.1	1937.5	1788.5	1721.5	1721.5
27.5°	8719.4	6618.1	2561.5	1988.1	1962.8	2017.9	1833.2	1660.5	1597.9	1566.7	1556.2
30°	8670.2	6149.0	2205.5	1842.2	1839.2	1799.0	1590.5	1542.8	1532.4	1507.1	1498.2
32.5°	8682.1	5673.9	1977.7	1714.1	1724.5	1539.8	1474.3	1484.7	1475.8	1449.0	1437.1
35°	8780.4	5222.7	1828.8	1597.9	1566.7	1390.9	1405.8	1425.2	1422.2	1385.0	1373.1
37.5°	8956.1	4795.3	1730.5	1501.1	1367.1	1316.5	1340.3	1370.1	1362.6	1337.3	1328.4
40°	9140.8	4393.2	1650.1	1425.2	1249.5	1265.8	1286.7	1303.1	1310.5	1318.0	1312.0
42.5°	9321.0	3973.2	1551.8	1347.7	1200.3	1218.2	1227.1	1243.5	1283.7	1312.0	1310.5
45°	9428.2	3578.6	1450.5	1237.5	1161.6	1172.0	1166.1	1198.8	1248.0	1294.1	1295.6
47.5°	9547.4	3271.8	1370.1	1136.3	1124.4	1131.8	1113.9	1146.7	1191.4	1248.0	1253.9
50°	9691.8	3088.6	1306.0	1055.9	1073.7	1073.7	1069.3	1099.0	1161.6	1227.1	1239.0
52.5°	9855.6	3052.9	1252.4	997.8	1023.1	1021.6	1026.1	1070.7	1139.2	1203.3	1213.7
55°	10055.2	3149.7	1194.4	954.6	973.9	979.9	994.8	1045.4	1103.5	1176.5	1180.9
57.5°	10287.5	3346.3	1148.2	920.3	929.3	948.6	972.5	1018.6	1081.2	1161.6	1166.1
58°	10326.2	3388.0	1140.7	917.4	920.3	942.7	969.5	1014.2	1076.7	1164.6	1169.0
60°	10327.7	3526.5	1124.4	904.0	886.1	923.3	953.1	997.8	1069.3	1175.0	1185.4
62.5°	9961.4	3525.0	1112.4	884.6	850.3	896.5	930.8	982.9	1061.8	1200.3	1221.2
65°	8771.5	3203.3	1055.9	854.8	822.0	872.7	911.4	972.5	1082.7	1310.5	1323.9
67.5°	6860.8	2625.5	950.1	813.1	784.8	848.9	899.5	971.0	1105.0	1335.8	1344.8
70°	4536.1	1964.3	834.0	765.5	746.1	820.6	905.4	1021.6	1079.7	1282.2	1258.4
72.5°	2354.4	1379.0	740.1	705.9	701.4	795.2	991.8	1015.6	1054.4	1206.3	1176.5
75°	1236.0	957.6	658.2	640.4	647.8	789.3	1170.5	988.8	1021.6	1154.1	1210.7
77.5°	756.5	772.9	588.2	580.8	595.7	771.4	1169.0	954.6	973.9	1061.8	1124.4
80°	506.3	627.0	534.6	536.1	546.5	705.9	1049.9	901.0	915.9	1003.7	1067.8
82.5°	320.2	370.8	485.5	510.8	497.4	582.3	892.0	820.6	841.4	1148.2	1213.7
85°	162.3	232.3	421.4	491.4	448.3	408.0	723.8	719.3	729.7	828.0	865.2
87.5°	74.5	128.1	329.1	428.9	338.1	254.7	525.7	533.1	574.8	588.2	588.2
90°	0.0	0.0	0.0	0.0	0.0	0.0	0.0	0.0	0.0	0.0	0.0

(END OF REPORT)